

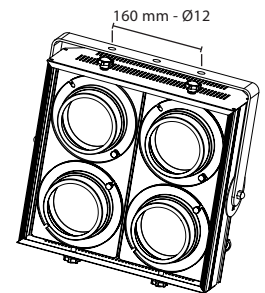
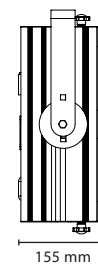
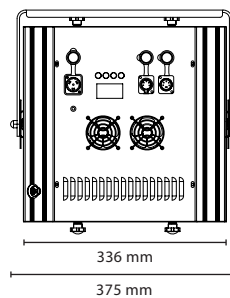


### 4 Cell DWE Stage Blinder

The B Blind4 has a built in dimmer which make this 4 cell DWE blinder special. A big advantage is the fact you don't need dimmer racks on the floor. Everywhere you have power and DMX, this fixture lights up the audience in many creative ways. ■

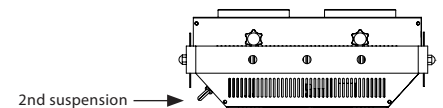
### Physical

Dimensions (WxHxD)	375 x 375 x 155 mm
Packaging dimensions (WxHxD)	440 x 400 x 210 mm
Outer carton dimensions (2 pcs)	460 x 420 x 450 mm
Nett weight	5,8 kg
Gross weight (1 pc)	6,5 kg
Gross weight (2 pcs)	13,8 kg



### Mounting options

Hanging	1x Bracket with 3x M10 mounting holes
2nd suspension / safety wire	1x Eyebolt on the housing to pass a safety wire or carabiner

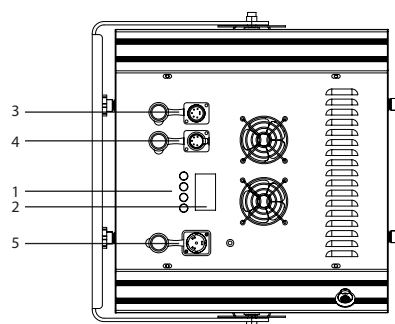


### Control

Menu control via TFT 4 digit display with 4 buttons	DMX mode	1/2 channels
In/ Link	XLR 5 pin	

### Connectivity

- 1 Control buttons
- 2 Display
- 3 DMX input
- 4 DMX output
- 5 Power input



**Optical**

4x GE Par36G53 screw MFL 120V 650W	Rated life	100h
Light output / lamp 24000 cd	Lamp position	Vertical and horizontal bulb positioning
Colour temperature 3200°K		

**Electrical**

Fixture rated power 2300W 13A	Input power	220 - 240V ~ 50/60Hz
Mains connector PowerCON TRUE1	Lamp 2x DWE650	650W 110V wired in series per 2

**Accessories****Included**

1x Powercable

**Environmental**

Max. housing temperature	130°C
IP Rating	IP20