



### LED 150W Narrow spot moving head

The B Narrow is the ultimate alternative for your rental fleet 'mid class' light fixtures. This powerful spot with a 150W white LED engine is pushed through a special narrow glass optic to deliver high output, even at longer distances. It is a compact and lightweight fixture that dares to compete with a 700W spotlight, but is carrying 3 to 4 times less weight. Budget friendly applications and fast setup for effects, without losing the homogeneous beam (beam lights have hotspots). Its soft rubber coated finish does not generate reflections. ■

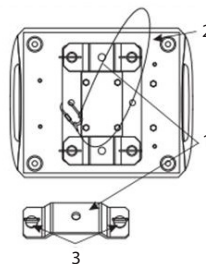
### Physical

Dimensions (WxHxD)	295 x 440 x 195 mm
Packing dimensions (WxHxD)	305 x 500 x 305 mm
Nett weight	12 kg
Gross weight	12,6 kg



### Mounting options

Hanging	2x Omega brackets with ¼ turn quick-lock fasteners M10 mounting holes
Standing	4x rubber feet
2nd suspension / safety wire	2 holes in the base to pass the safety wire or carabiner



1. Omega bracket
2. Safety cable
3. ¼ turn quick lock fastener

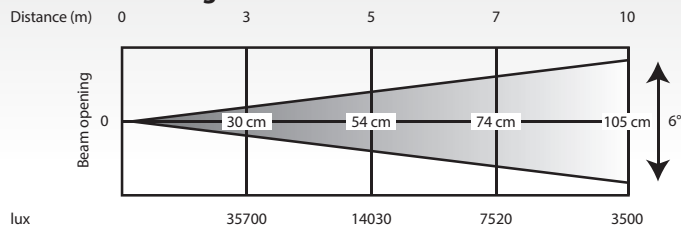
### Control

Internal program & control master slave	In/Link	MKI: XLR 3 pin   MKII: XLR 5 pin
Auto operation	Speed control & music triggered	Movement
DMX mode	10/12/14/16 channels	Max. Pan: 540°   Max. Tilt: 270°

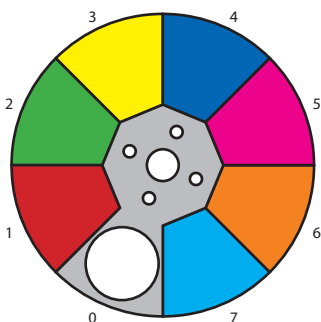
### Optical

Beam angle	6°
Light output	35700 lux @ 3m 14030 lux @ 5m 7520 lux @ 7m 3500 lux @ 10m
Strobe	High speed 1-25 flash/second
Colour wheel	7 colours + white (rotation with variable speed & direction)
Wheel static gobos	8 gobos + white (wheel rotation + shake)
Wheel rotation gobos	6 gobos + white (wheel rotation + shake)
Prism	8 facet prisms (bi-directional rotation @ variable speed)

### Photometrics Diagram

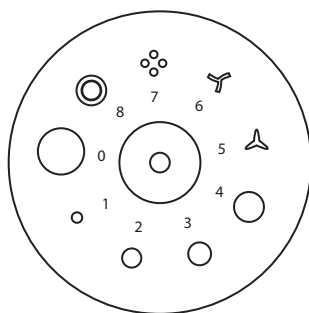


### Static colour wheel



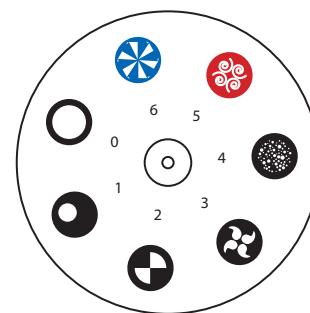
- 0. Open
- 1. Red
- 2. Green
- 3. Yellow
- 4. Blue
- 5. Magenta
- 6. Orange
- 7. Cyan

### Static gobo wheel



- 0. Open
- 1. Smallest hole
- 2. Small hole
- 3. Medium hole
- 4. Hole
- 5. Fan 1
- 6. Fan 2
- 7. 4 small holes
- 8. Ring

### Rotating gobo wheel



- 0. Open
- 1. Rotating hole
- 2. Diabolo
- 3. 4 flames
- 4. Star nevel
- 5. Red spirals
- 6. Blue windmill

### Electrical

Fixture rated power	250W	Input power	100 – 240V ~ 50/60 Hz - Auto switching power supply
LED Engine	150W	In/Link	PowerCON TRUE1 – max link current 10A

### Accessories

#### Included

- 1x Powercable
- 1x Signal cable
- 2x Omega brackets

#### Optional - Flight case

- 4x B Narrow
- Dimensions (W x H x D): 740 x 650 x 650 mm
- Weight: 29 kg