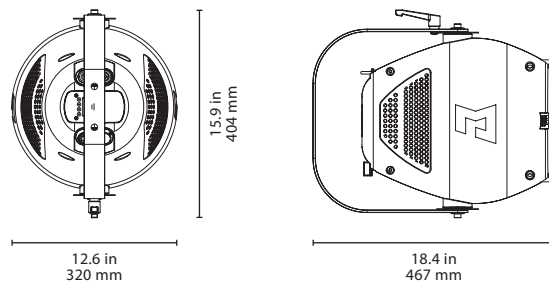




The **B Expo200MWW** is a high power warm LED fresnel light specially designed for high demanding customers. It delivers a very powerful and high-quality wash light. The specific feature set and nice design makes it the ideal tool for high power applications in exhibitions, museums, shops, and everywhere else where high power quality light is required. ■

Physical

Dimensions (WxHxD)	15.9 x 18.4 x 12.6 in 404 x 467 x 320 mm
Packing dimensions (WxHxD)	17.3 x 20.1 x 15.2 in 439 x 511 x 386 mm
Nett weight	22.05 lbs 10 kg
Gross weight	24.25 lbs 11 kg



Mounting options

Hanging	3x m12 hole
Standing	n/a
2nd suspension / safety wire	1x eye in back of unit to pass carabiner

Control

Menu control	TFT display with 4x buttons	In/Link	XLR 5 pin
Control	DMX/RDM, manual	DMX mode	1/4/5 channels
Dimmer mode	16-bit dimming	One hand locking	

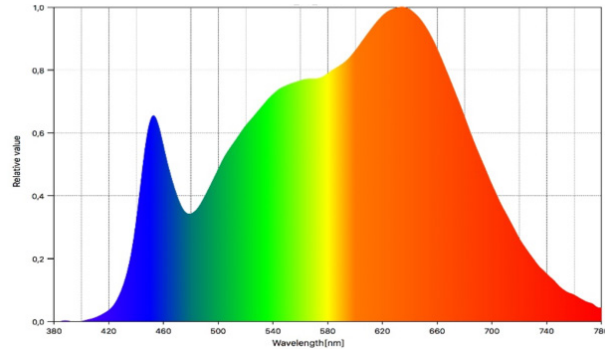
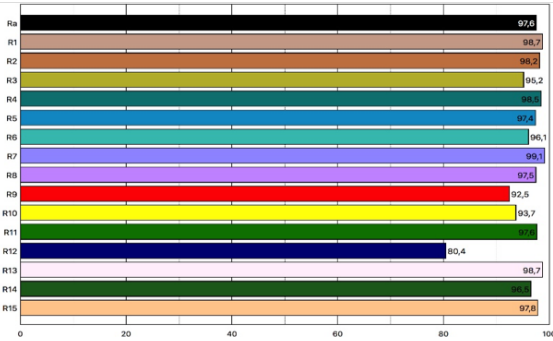
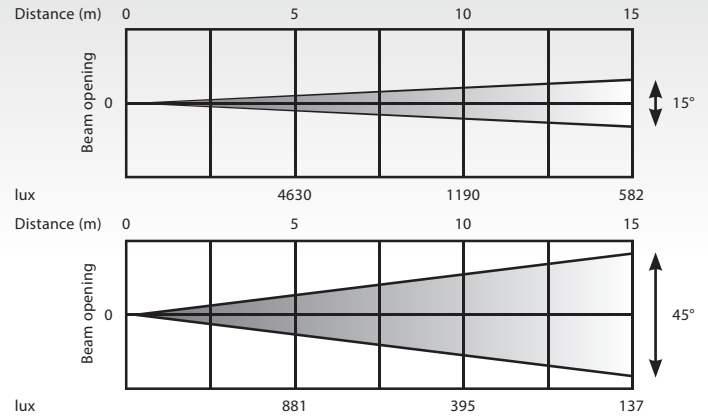
Electrical

Fixture rated power	220W	Input power	100 - 240V ~ 50/60Hz - Auto switching power supply
LED engine	200W 3000K	In/Link	PowerCON TRUE1 - max link current 10A

Optical

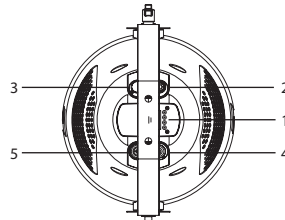
Beam angle	15°-45°
Light output RGBW 15°	4630 lux @ 5m 1190 lux @ 10m 137 lux @ 15m
Light output RGBW 45°	881 lux @ 5m 395 lux @ 10m 582 lux @ 15m
Colours	3000K
Refresh rate	Adaptable 600Hz - 4000 Hz
Strobe	0-20 Hz
CRI	97,6 CRI

Photometrics Diagram



Connectivity

- 1 TFT display & menu control buttons
- 2 DMX input
- 3 DMX output
- 4 Power input
- 5 Power output



Accessories

Included

- 1x Powercable

Optional

- Barndoor, Filterframe

Environmental

IP Rating

IP20

Cooling

Heat pipe + air cooling