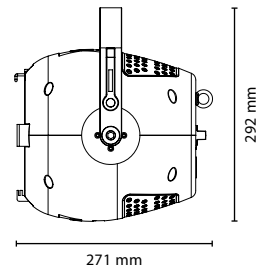
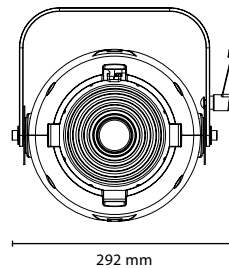




The **B Expo100MWW** is a small high power warm LED fresnel light specially designed for high demanding customers. It delivers a very powerful and high quality wash light. The specific feature set and nice design makes it the ideal tool for high power applications in exhibitions, museums, shops, and everywhere else where small high power quality light is required. ■

Physical

Dimensions (WxHxD)	241 x 292 x 271 mm
	9.5 x 11.5 x 10.7 in
Packing dimensions (WxHxD)	300 x 380 x 340 mm
	11.81 x 14.96 x 13.39 in
Nett weight	4,28 kg
	9.44 lbs
Gross weight	5,08 kg
	11,20 lbs



Mounting options

Hanging	3x m12 hole
Standing	n/a
2nd suspension / safety wire	1x eye in back of unit to pass carabiner

Control

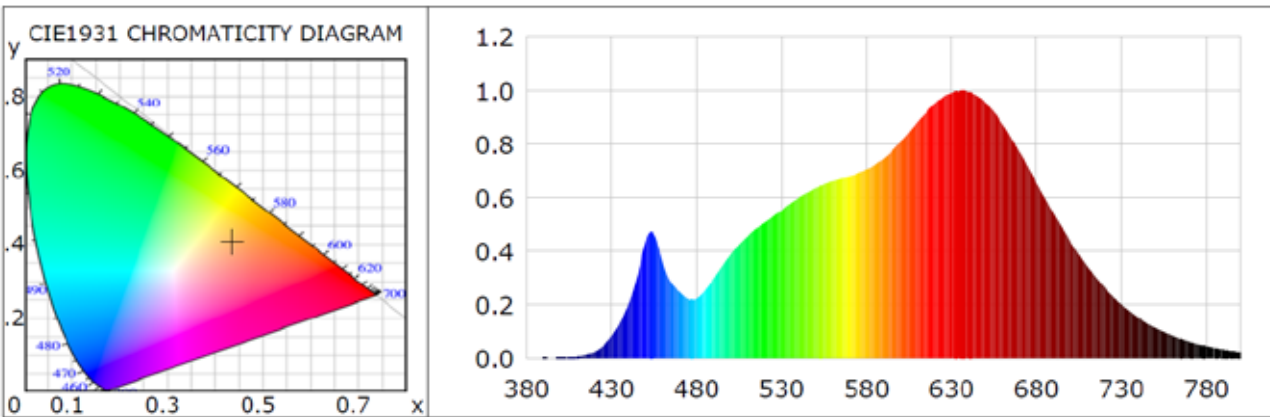
Menu control	TFT display with 4x buttons	In/Link	XLR 5 pin
Control	DMX512, manual	DMX mode	1/4/5 channels
Dimmer mode	16-bit dimming	One hand locking	

Electrical

Fixture rated power	100W	Input power	100 - 240V ~ 50/60Hz - Auto switching power supply
LED engine	100W 3000K	In/Link	PowerCON TRUE1 - max link current 10A

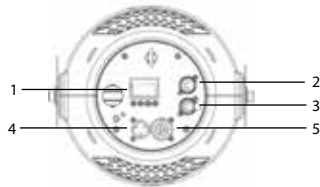
Optical

Beam angle	21°-85°	
Light output RGBW 21°	961 lux @ 5m 226 lux @ 10 m	
Light output RGBW 54°	238 lux @ 5m	
Colours	3000K	
Refresh rate	Adaptable 600Hz - 4000 Hz	
Strobe	0-20 Hz	
CRI	97,4 Ra	R9=91
TM30	Rf=95	Rg=101



Connectivity

- 1 TFT display & menu control buttons
- 2 DMX input
- 3 DMX output
- 4 Power input
- 5 Power output



Accessories

Included

1x Powercable with bar ends

Optional

Barn door, Filterframe

Environmental

IP Rating	IP20
Cooling	Heat pipe + air cooling